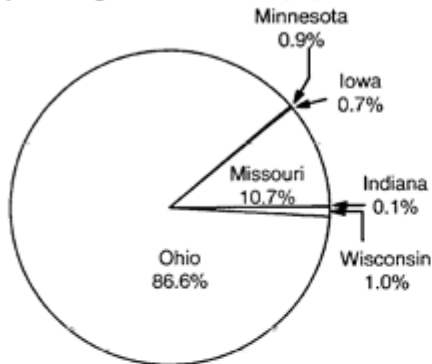


# Midwest Compact

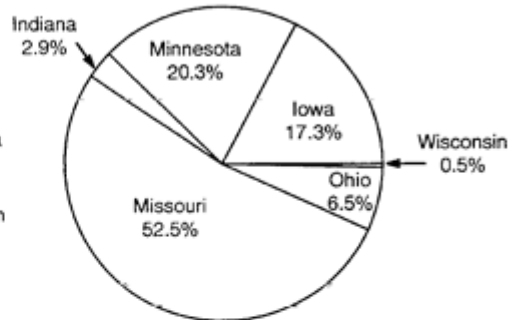
## Low-Level Radioactive Wastes Received at Commercial Disposal Sites in 1998

States	Volume (ft <sup>3</sup> )	Activity (curies)
Indiana	73.71	45.32
Iowa	1,035.88	266.70
Minnesota	1,316.63	313.95
Missouri	16,127.81	811.53
Ohio	130,507.19	99.75
Wisconsin	1,544.07	8.05
Total	150,605.29	1,545.30

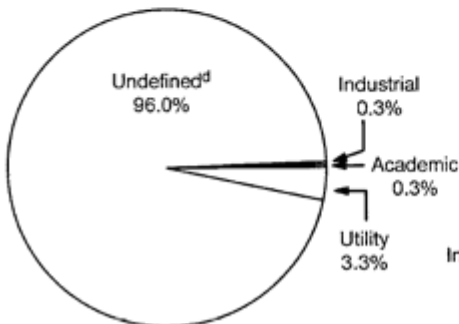
**VOLUME PERCENTAGE BY STATE**  
(Percentages <.1% are not displayed)



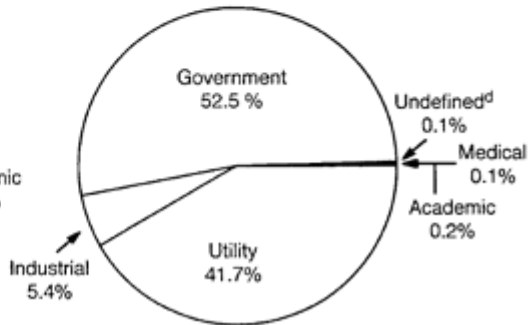
**ACTIVITY PERCENTAGE BY STATE**  
(Percentages <.1% are not displayed)



**VOLUME PERCENTAGE BY SOURCE**  
(Percentages <.1% are not displayed)



**ACTIVITY PERCENTAGE BY SOURCE**  
(Percentages <.1% are not displayed)



**NOTE:** A percentage of 157,188 cubic feet LLW received by Envirocare of Utah may have originated in reporting states. See references note "e" for further explanation.

**d.** The generation category (source) for LLW disposed at Envirocare of Utah is "Undefined."