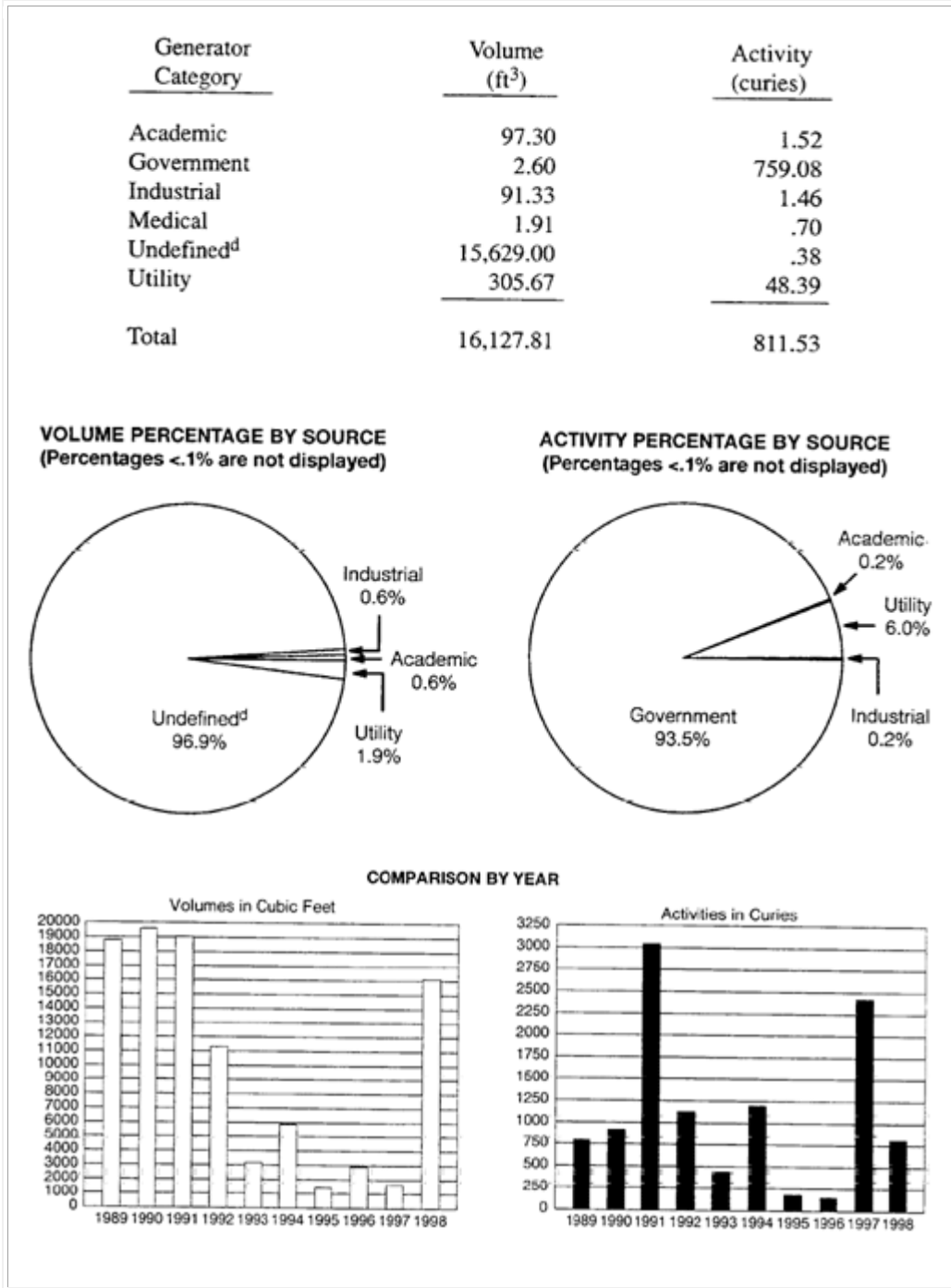


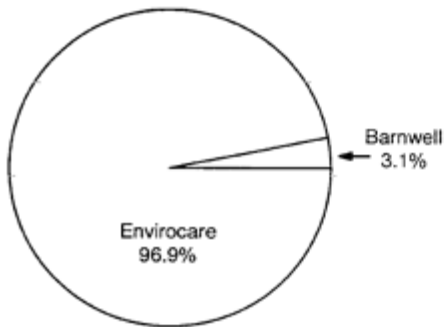
Missouri

Low-Level Radioactive Wastes Received at Commercial Disposal Sites in 1998

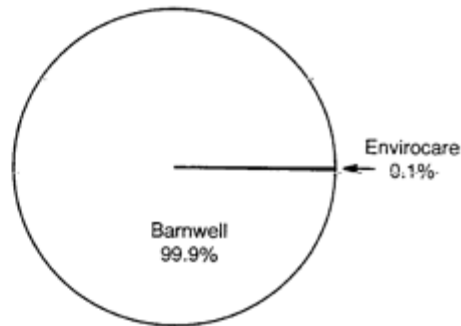


<u>Disposal Site</u>	<u>Volume (ft³)</u>	<u>Activity (curies)</u>
Barnwell	498.81	811.15
Envirocare	15,629.00	.38
Total	16,127.81	811.53

VOLUME PERCENTAGE BY DISPOSAL SITE
(Percentages <.1% are not displayed)



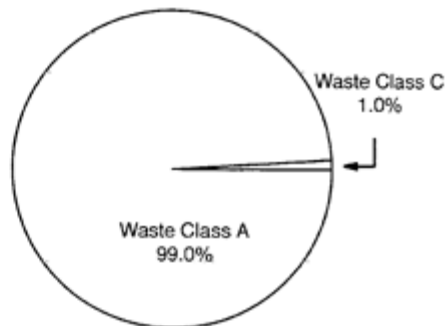
ACTIVITY PERCENTAGE BY DISPOSAL SITE
(Percentages <.1% are not displayed)



VOLUME BY WASTE CLASS

<u>Waste Class</u>	<u>Volume (ft³)</u>
A	15,970.56
B	1.46
C	155.79
Total	16,127.81

VOLUME PERCENTAGE BY WASTE CLASS
(Percentages <.1% are not displayed)



NOTE: A percentage of 157,188 cubic feet LLW received by Envirocare of Utah may have originated in reporting states. See references note "e" for further explanation.